


LEVEL UP YOUR CYBER SECURITY



Step 1: Update your device

Installing updates will give your device a security power-up! They find and fix flaws in your software that cyber criminals can use to hack in.

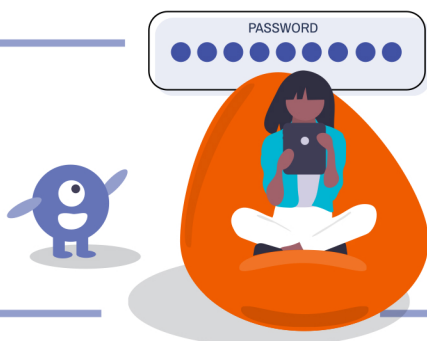



Step 2: Turn on multi-factor authentication (MFA)

MFA puts an extra shield around your account. Once it's activated, your account will ask for multiple types of information before you can log in.

Step 3: Back up your device

Backing up your device makes a copy of your important files and puts them in a safe place. It's like saving your progress in a game so you can go back to it later!



Step 4: Use a passphrase

A passphrase is a password on *hard mode*. A passphrase that uses four or more random words will be hard for cybercriminals to guess but easy for you to remember.

Recognise and report scams

Beating cyber criminals takes teamwork. If you receive a fishy email or message, report it to Scamwatch or the ACSC right away.



BONUS TIPS

1

THINK

about what you post online.

2

STAY

up to date with alerts from ACSC.

3

TALK

about cyber security with family & friends.

4

AVOID

public Wi-Fi when you're online shopping.

For more information, or to report a cyber security incident, contact us:

cyber.gov.au | 1300 CYBER1 (1300 292 371).